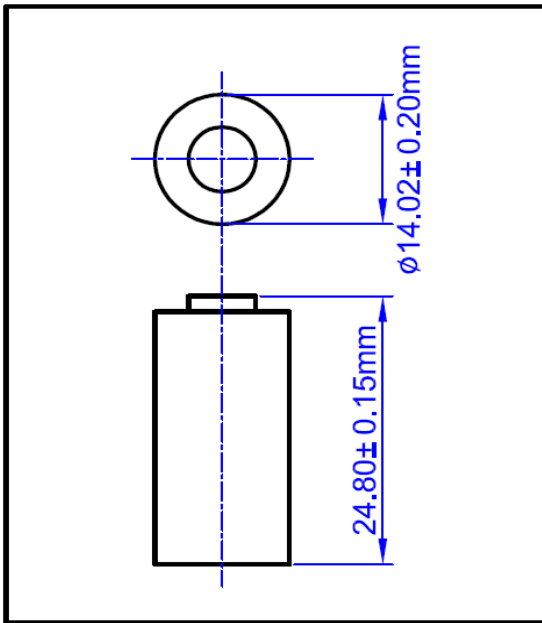


# Huiderui

## Lithium

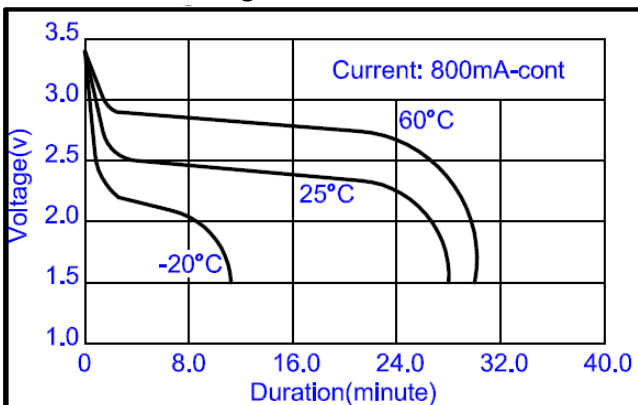
## Cell Type CR14250

### Specifiation

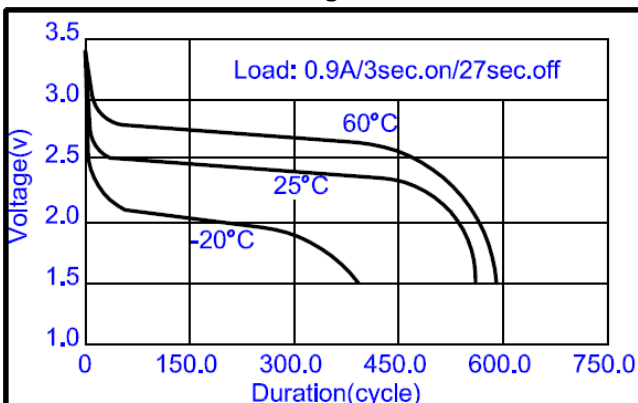


Nominal Voltage		3.0V
Dimensions (Max.)	Diameter	14.5mm
	Height	25.0mm
Ref. Weight		9.0g
Nominal Capacity (Ave.)		850mAh
Continuous Standard Load		1mA
Cut off Voltage		2.0V
Maximum Continuous Discharge Current		800mA
Maximum Pulse Discharge Current		1500mA
Operating Temperature		-40~+70°C

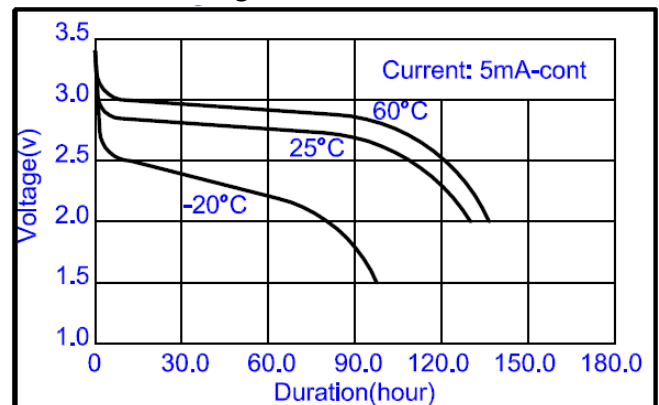
Discharge Characteristics



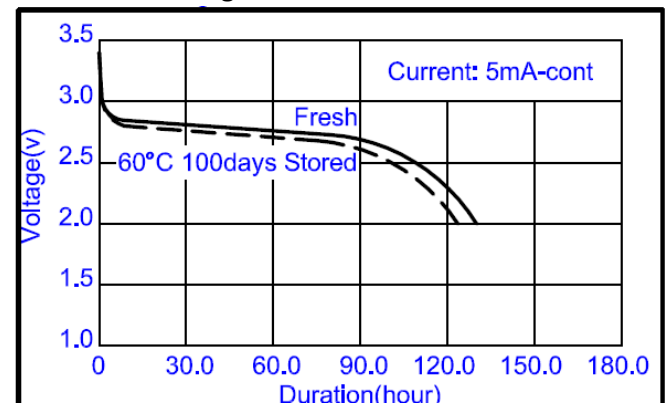
Pulse Discharge Characteristics



Discharge Characteristics



Discharge Characteristics



\* Please consult Huiderui for use below and above -20°C to +60°C.

#### WARNING:

- Do not charge, disassemble, heat above 100°C or incinerate.
- Do not mix fresh batteries and used batteries or other types of battery together.
- Do not short circuit.

This information is generally descriptive only and is not intended to make or imply any representation, guarantee or warranty with respect to any cells and batteries. Cell and battery designs/specifications are subject to modification without notice. Contact Huiderui for the latest information.